



facebook.com/allstaraccesshire



instagram.com/allstaraccesshire



All Star Access Hire

Demand The Best!



Welcome to All Star Access Hire



Demand the Best

Our Company Story

All Star Access Hire are your access equipment specialists. We have an extensive range of state of the art equipment and we pride ourselves on delivering outstanding customer service. We have one of the youngest fleets of equipment in Victoria and we are constantly adding new machines.

We get to know our customers and form partnerships with them. We communicate openly and regularly with our customers to ensure that we're doing everything we can to help their business grow. The secret of our success, is to contribute to our customers success!



- Youngest and most diverse fleet in Australia
- Privately owned
- Specialists in related equipment
- Tailored packages, rent or own
- Personalized service
- 24 hours 7 days
- Technical support
- Able to cater for all sized projects
- New and secondhand equipment sales
- Equipment transport specialist
- Scaffold specialist
- Three Plank Edge protection

Our Professional Team

All Star Access Hire opened in 2015 and is owned and operated by two brothers who have over 30 years industry experience between them. Paul and Tim are proud that All Star Access Hire is a family owned business with passionate and committed staff. Some of our staff are industry veterans and some are new to the industry, however they all have one thing in common, an unwavering commitment to customer service.

Our goal is to partner with our customers and work towards our mutual success.

Passion, commitment, hard work and integrity are what we stand for.

All Star Access Hire – Demand the best!



Paul Herreen and Tim Bowers, Managing Directors.



Our Services

Hire

All Star Access Hire have one of Victoria's most modern fleets of access equipment. We're always researching and working with our suppliers to ensure that we provide the best access equipment for our customers. The average age of our fleet is under 3 years, so you can expect safe, modern and efficient equipment.

We are Access Hire specialists, so let us help you to get your job done safely and efficiently. Our expertise will boost productivity and our unique approach to hire saves our customers money. We offer a full range of diesel and electric scissor lifts, as well as a full range of diesel, hybrid and electric powered boom lifts. Other products in our range include track mounted spider booms and track mounted scissor lifts.

We are Melbourne's specialists in niche equipment for those hard to reach places, so if you need help in choosing the right equipment, give us a call. We're even happy to come to site and recommend the right equipment for the job free of charge – it's all part of the service!

Along with Access Equipment, we also have a large range of materials handling equipment. From gas powered forklifts, to diesel 4WD Telehandlers, we've got your materials handling needs covered. Sometimes a machine won't do the job and you'll require a customized scaffolding solution.

All Star Access are also your scaffold experts. From small mobile scaffolds to full buildings, we can help. We'll come to site, measure up and provide competitive pricing with the same passionate customer service you've come to expect.



Training and Licensing

Training

All Star Access Hire are your training and licensing specialists. We offer a range of different licenses for Boom lifts, Scissor Lifts, Forklifts and Telehandlers. We are flexible in our approach and training can be conducted in a variety of locations around Melbourne. All Star Access Hire offer the following licenses:

EWPA Yellow Card
Worksafe WP License
Telehandler Gold Card
Fork Lift License



9397 3555

Our Fleet



Transport

All Star Access Hire are also your equipment transport specialists. We're reliable and efficient and our response times are second to none. We have a growing fleet of trucks and only employ the most professional and committed drivers. All Star Access Hire can transport anything from a small electric scissor lift, to mid-sized diesel scissor lifts and boom lifts, all the way up to large Ultra Booms.

All Star Access Hire don't just transport access equipment though, we also specialize in the transport of all types of construction equipment. We move excavators, bobcats, telehandlers and all types of construction equipment for our clients. If you need any equipment moved from site to site, contact us for a quote today!

Do you own your own access or construction equipment and need somewhere to store it between jobs? We will store it, wash it, fuel it and if needed service it, so it's looking good and ready to work next time you need it.



9397 3555

24 Hours / 7 Days

Service

We understand that equipment downtime costs money, this is one of the main reasons we work hard to service and maintain our equipment and keep the age of our fleet young. However we understand that from time to time equipment will break down, which is why at All Star Access Hire, along with our dedicated and professional service team, we also have an amazing network of service support providers all over the country.

We aim to have the equipment up and running within two hours and if we're not able to achieve this, we'll swap it over so you can keep working.

Breakdown Support

We all know that from time to time equipment will break down. Whether it's your own scissor lift, boom lift, telehandler or one of ours, you can be assured that our passionate team of field service technicians are ready to help. With fully kitted out service vehicles and highly skilled technicians, we aim to be on site within two hours. If we can't get there in that time frame, we also have a wide network of service sub-contractors ready to assist. Our priority is to get your equipment back up and running ASAP.

Our technicians also receive regular factory training to ensure they are continually up-skilling and increasing their knowledge. Give us a call 24/7, we're here to help.



10 Year Test Service

Scheduled Maintenance

AS2250.10 requires all EWPA equipment to be serviced at intervals that do not exceed 90 days.


If you have your own access or materials handling equipment, we take the hassle and stress out of service and maintenance by placing you on a planned maintenance schedule. We'll contact you when your equipment needs servicing and coordinate with you so there is minimal down time. We have a fleet of service vehicles out on the road and we aim to respond within two hours to any equipment breakdowns.

If you're a hire customer of ours, we also offer a reduced labor rate for service and support, contact us now for a competitive quote!



10 year Testing

All Star Access Hire is your 10 year testing specialists! AS2250.10 requires all EWPA equipment to undergo a major inspection 10 years after the date of commission and every 5 years thereafter. We will perform the 10 year test to the most stringent standards so you can be sure that your machine is returned to you fully compliant. All Star Access Hire will keep you informed throughout the process and also provide a full report, including crack testing report and photos of the process.



9397 3555

Sales and Finance

Sales

Whilst hiring equipment has many advantages, we understand that some of our customers will have a need to purchase new or used equipment from time to time. All Star Access can literally save you thousands of dollars off the price of a new piece of equipment by giving you access to our buying power. We know the best equipment in each manufacturers product range and we can recommend the best machine for your needs. Additionally, we're your representative with the manufacturer and we assist with all aspects of after sales service and support. Contact us for a quote today.

If used equipment is what you're after, we have good news. Every piece of equipment in the All Star range is available for purchase. If you see something you like – ask us for a price. We always have used equipment available for purchase. All equipment is fully serviced prior to delivery and has the first class back up and support of All Star's service team.

Finance

The right equipment and the right finance options are very important when investing in equipment for your business. At All Star Access Hire, we work very hard to put together the best solutions for you. Purchase, lease or rental options are available with a high level of flexibility and affordability. We understand that businesses may experience peaks and troughs in demand and our tailored packages will help to match your terms and payments with your workload and cash flow.



Scaffold

Scaffold

Due to overwhelming demand and repeated requests from our customers, we made the decision to diversify into scaffold hire in 2018.

We're bringing the same passion and commitment to customer service to the scaffold arm of our business as you've become accustomed to when hiring access equipment from us.

Whether you need a small mobile scaffold that you erect yourself or a comprehensive scaffold solution for major projects, we're here to help. Our dedicated team will help measure the job, design the scaffold and will handle the installation and dismantle as well. All Star Access Hire and Scaffold – demand the best!



Three Plank Scaffold

The Edge Deck system was developed to provide a much safer solution than traditional systems. The business has undertaken 1000's of varying scaffold jobs for new home construction in NSW & the Victorian markets with an unblemished safety record.

edge deck
DEMAND THE BEST




9397 3555

Electric & Rough Terrain Scissors



19'32



32'46

Electric Scissors

| Model | Platform height | Working height | Stowed-height | Stowed width | Stowed length | Platform size (m) | Platform Extension | Platform capacity | Max drive height | Weight |
|--------|-----------------|----------------|---------------|--------------|---------------|-------------------|--------------------|-------------------|------------------|--------|
| 19'32 | 5.77m | 7.77m | 1.98m | 0.79m | 1.9m | 1.72 x 0.74 | 0.86m | 230kg | 5.77m | 1520kg |
| 26'30 | 7.75m | 9.75m | 2.33m | 0.76m | 2.30m | 2.30 x 0.76 | 0.90m | 230kg | 7.75m | 2200kg |
| 26'46 | 7.92m | 9.92m | 2.36m | 1.17m | 2.50m | 2.50 x 1.12 | 1.27m | 450kg | 7.92m | 2600kg |
| 32'46 | 9.68m | 11.68m | 2.36m | 1.17m | 2.50m | 2.50 x 1.12 | 1.27m | 320kg | 9.68m | 2870kg |
| 32RTE | 9.75m | 11.75m | 2.81m | 1.76m | 3.35m | 4.10 x 1.88 | 1.52m x | 454kg | 9.75 | 3655kg |
| 12RTE | 10.15m | 12.15m | 2.54m | 1.80m | 2.65m | 2.50 x 1.54 | 1.2m | 450kg | 10.15m | 3800kg |
| 40'46 | 11.85m | 13.85m | 2.5m | 1.20m | 2.65m | 2.31 x 1.2 | 0.92m | 350kg | 11.85m | 3175kg |
| M40'69 | 12.19m | 14.19m | 2.81m | 1.75m | 3.81m | 2.92 x 1.65 | 0.91m | 360kg | 12.19m | 5700kg |

- Working Height up to 18 metres
- Quiet drive
- Economical clean-air diesel engines
- Options include single or double deck extensions, transversing decks for big platforms with high capacities and rough terrain drive conditions



33'



39'70



41'88

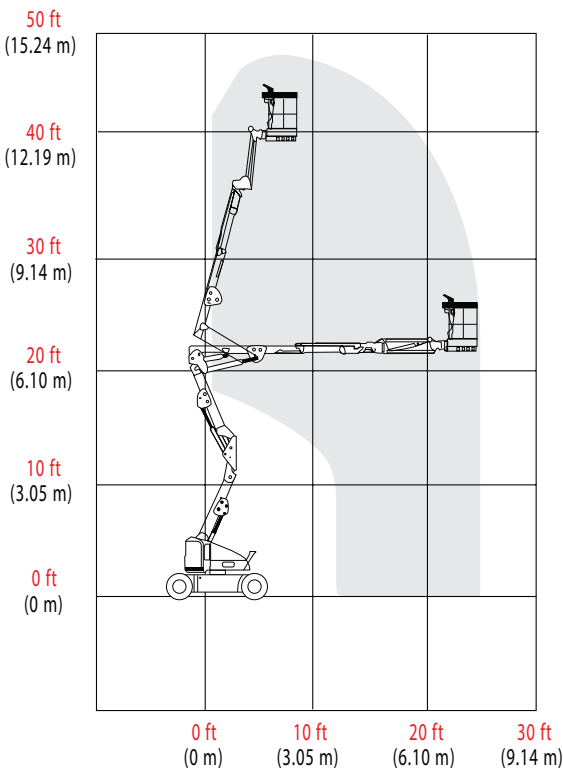
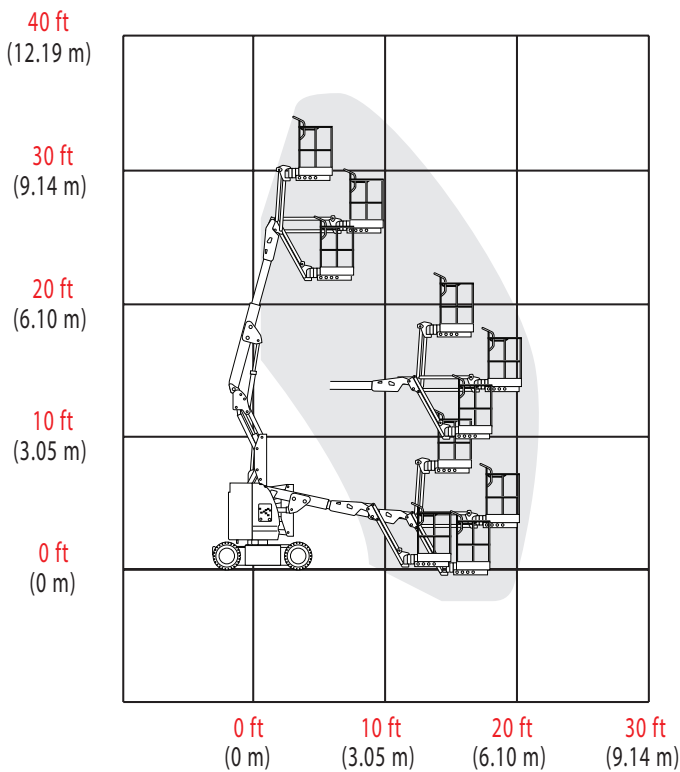
Rough Terrain Scissors

| Model | Platform height | Working height | Stowed-height | Stowed width | Stowed length | Platform size (m) | Platform Extension | Platform capacity | Max drive height | Weight |
|-------|-----------------|----------------|---------------|--------------|---------------|-------------------|--------------------|-------------------|------------------|---------|
| 27' | 8.28m | 10.28 | 2.44m | 1.78m | 3.17m | 2.45 x 1.45 | 1.2m | 565kg | 10.28m | 3520kg |
| 27'55 | 8.4m | 10.4m | 2.5m | 1.45m | 3.3m | 2.73 x 1.4 | 1.2m | 300kg | 10.4m | 2580kg |
| 33' | 10.06m | 12.06m | 2.56m | 1.78m | 3.17m | 2.45 x 1.45 | 1.2m | 450kg | 12.06m | 4110kg |
| 39'70 | 11.9m | 13.9m | 2.95m | 1.8m | 3.4m | 2.71 x 1.65 | 1.2m | 350kg | 13.9m | 3790kg |
| 41'88 | 12.5m | 14.5m | 2.9m | 2.2m | 3.53m | 3.5 x 1.7 | 2.2m | 681kg | 14.5m | 6173kg |
| 43'94 | 13.11m | 15.11m | 2.89m | 2.39m | 3.86m | 3.81 x 2.18 | 1.22m x 2 | 567kg | 15.11m | 7150kg |
| 63' | 19.20m | 21.20m | 3.48m | 2.34m | 4.50m | 4.10 x 1.88 | 1.52 x 2 | 544kg | 19.20m | 10038kg |



9397 3555

Electric Articulated Booms

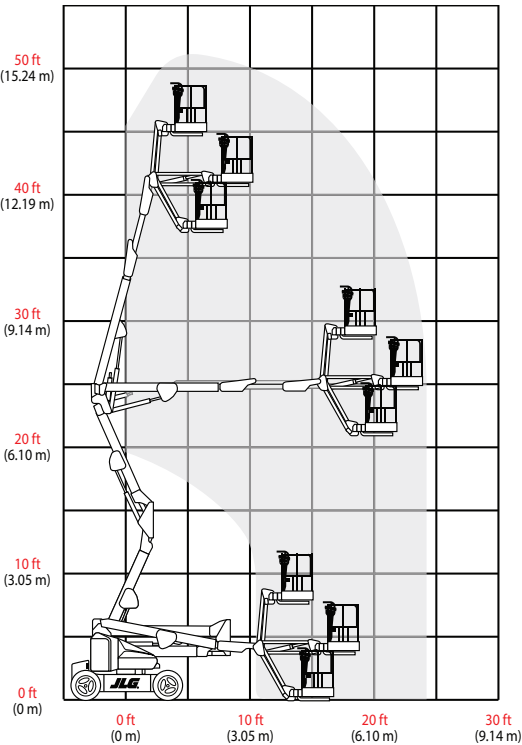


| | | | |
|---------------------|--------|---------------|---------------|
| Platform height | 8.97m | Platform size | 0.76m x 1.22m |
| Working height | 10.97m | Stowed width | 1.19m |
| Horizontal outreach | 6.25m | Stowed Height | 2.01m |
| Up & over height | 4.0m | Stowed length | 5.46m |
| Platform capacity | 230kg | Weight | 6990kg |

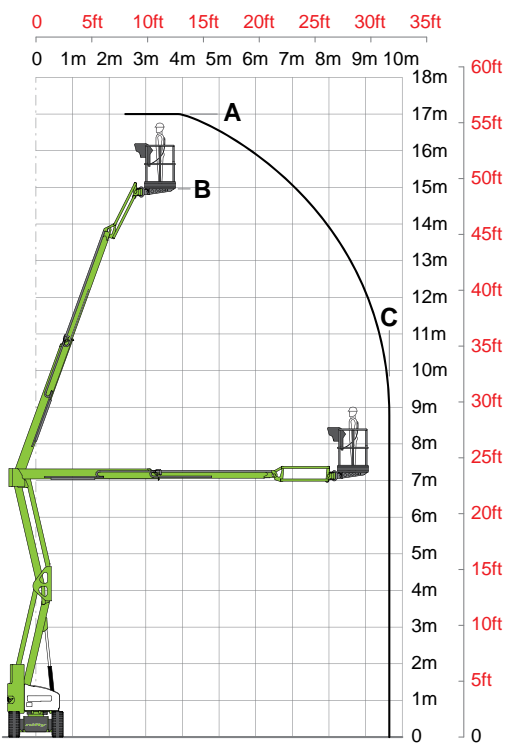
| | | | |
|---------------------|--------|---------------|---------------|
| Platform height | 12.19m | Platform size | 0.76m x 1.22m |
| Working height | 14.19m | Stowed width | 1.50m |
| Horizontal outreach | 6.83m | Stowed Height | 1.97m |
| Up & over height | 6.55m | Stowed length | 6.71m |
| Platform capacity | 230kg | Weight | 6759kg |



- Battery-electric
- Platform height up to 18.3m
- Chassis from 1.2m
- Internal & external use where height, outreach, up and over is required and space is limited



| | | | |
|---------------------|--------|---------------|---------------|
| Platform height | 13.72m | Platform size | 0.76m x 1.52m |
| Working height | 15.72m | Stowed width | 1.75m |
| Horizontal outreach | 7.24m | Stowed Height | 2.01m |
| Up & over height | 7.7m | Stowed length | 6.50m |
| Platform capacity | 230kg | Weight | 6670kg |

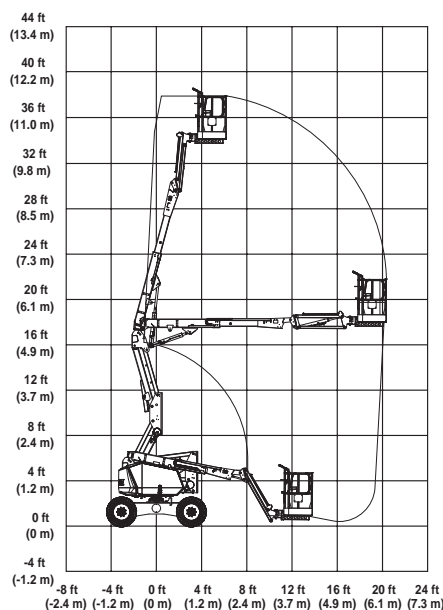


| | | | |
|---------------------|-------|---------------|-------------|
| Platform height | 15m | Platform size | 0.8m x 1.5m |
| Working height | 17m | Stowed width | 1.5m |
| Horizontal outreach | 9.7m | Stowed Height | 1.99m |
| Up & over height | 7m | Stowed length | 6.4m |
| Platform capacity | 225kg | Weight | 7650kg |



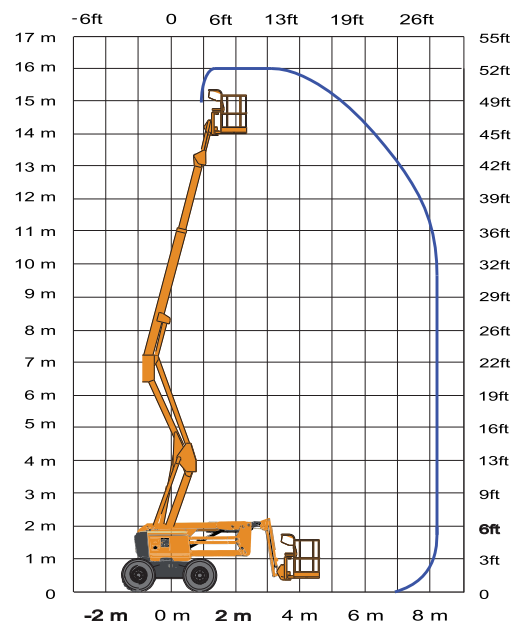
9397 3555

Rough Terrain Articulated Booms



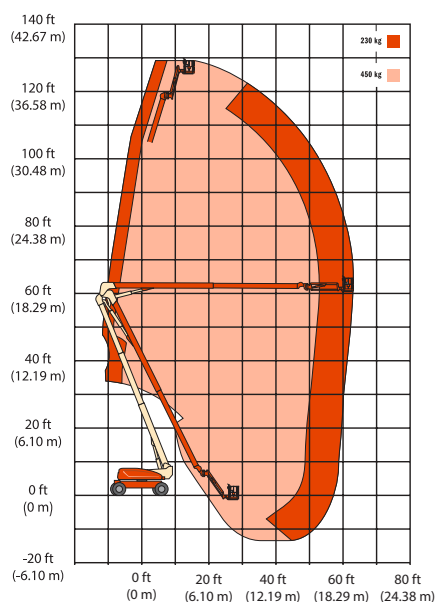
34'

| | | | |
|---------------------|--------|---------------|-------------|
| Platform height | 10.33m | Platform size | 0.76 x 1.52 |
| Working height | 12.33m | Stowed width | 1.93m |
| Horizontal outreach | 6.07m | Stowed Height | 2.m |
| Up & over height | 5.18m | Stowed length | 5.52m |
| Platform capacity | 230kg | Weight | 4400kg |



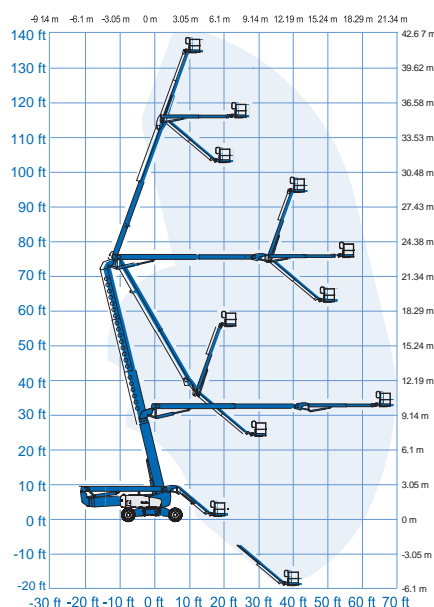
45'

| | | | |
|---------------------|-------|---------------|-------------|
| Platform height | 14m | Platform size | 0.80 x 1.83 |
| Working height | 16m | Stowed width | 2.3m |
| Horizontal outreach | 8.3m | Stowed Height | 2.3m |
| Up & over height | 7.65m | Stowed length | 6.75m |
| Platform capacity | 230kg | Weight | 6650kg |



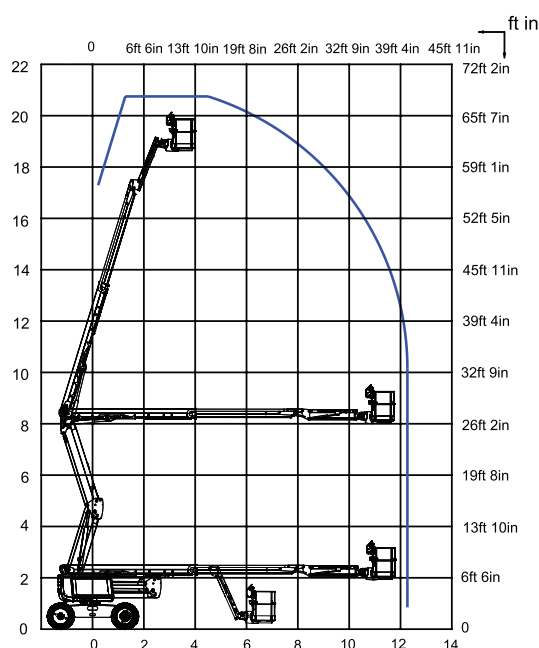
125'

| | | | |
|---------------------|-----------|---------------|-------------|
| Platform height | 38.10m | Platform size | 0.91 x 2.44 |
| Working height | 40.10m | Stowed width | 2.49m |
| Horizontal outreach | 19.25m | Stowed Height | 3.05m |
| Up & over height | 18.44m | Stowed length | 11.46m |
| Platform capacity | 230/450kg | Weight | 20080kg |



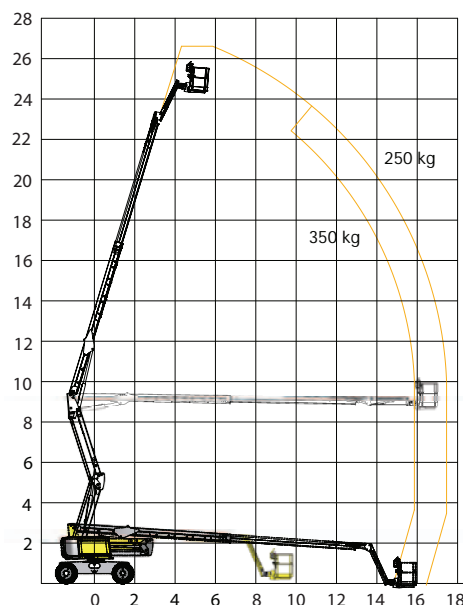
135'

| | | | |
|---------------------|--------|---------------|-------------|
| Platform height | 41.15m | Platform size | 0.76 x 1.22 |
| Working height | 43.15m | Stowed width | 1.22m |
| Horizontal outreach | 21.26m | Stowed Height | 2.01m |
| Up & over height | 23.01m | Stowed length | 5.74m |
| Platform capacity | 272kg | Weight | 20366kg |



60'

| | | | |
|---------------------|-----------|---------------|-------------|
| Platform height | 18.6m | Platform size | 0.91 x 2.44 |
| Working height | 20.6m | Stowed width | 2.42m |
| Horizontal outreach | 12.2m | Stowed Height | 2.51m |
| Up & over height | 8.4m | Stowed length | 8.8m |
| Platform capacity | 230/350kg | Weight | 9600kg |



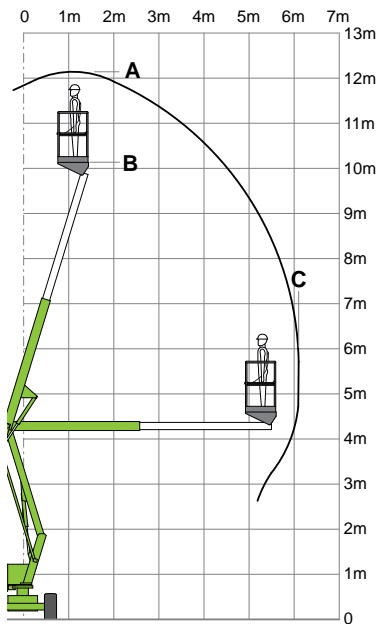
80'

| | | | |
|---------------------|-------|---------------|-------------|
| Platform height | 24.4m | Platform size | 0.91 x 2.44 |
| Working height | 26.4m | Stowed width | 2.48m |
| Horizontal outreach | 17.5m | Stowed Height | 2.97m |
| Up & over height | 9.3m | Stowed length | 11.8m |
| Platform capacity | 250kg | Weight | 15500kg |



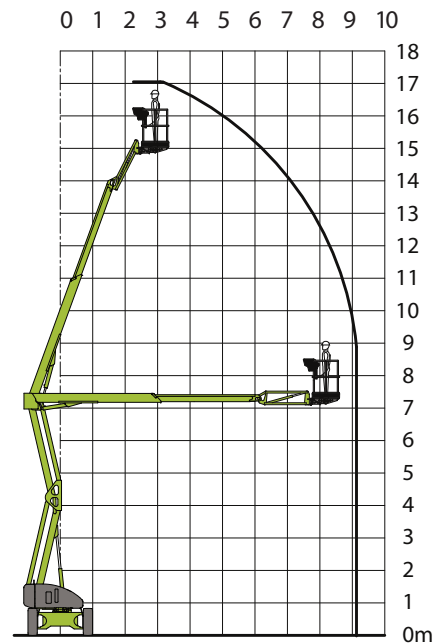
9397 3555

Hybrid Booms



40' - HR12

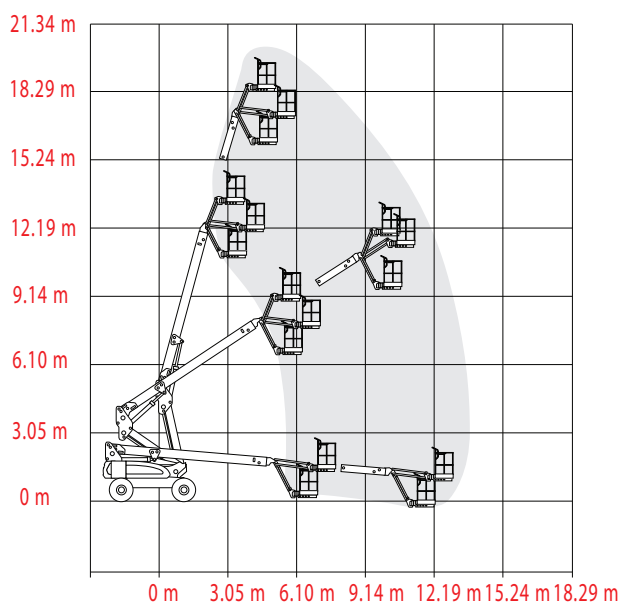
| | | | |
|---------------------|-------|---------------|-------------|
| Platform height | 10.2m | Platform size | 0.62 x 1.1m |
| Working height | 12.2m | Stowed width | 1.6m |
| Horizontal outreach | 6.1m | Stowed Height | 1.95m |
| Up & over height | N/A | Stowed length | 4.1m |
| Platform capacity | 200kg | Weight | 3470kg |



56' - HR17

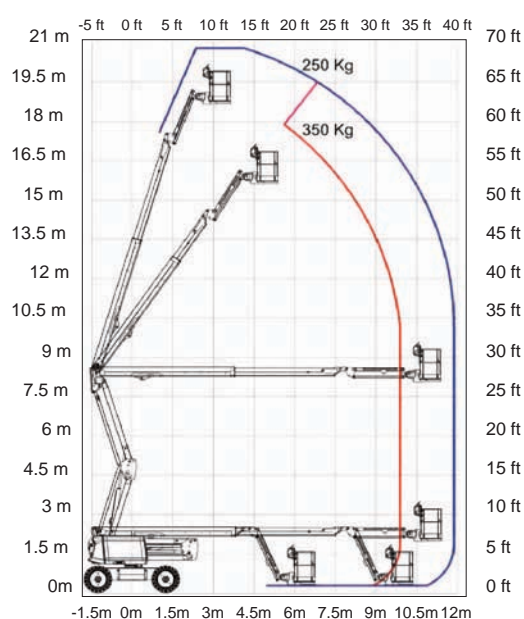
| | | | |
|---------------------|-------|---------------|-------------|
| Platform height | 15m | Platform size | 0.85 x 1.8m |
| Working height | 17m | Stowed width | 2m |
| Horizontal outreach | 9.3m | Stowed Height | 2.15m |
| Up & over height | N/A | Stowed length | 5m |
| Platform capacity | 225kg | Weight | 4750kg |





60' - M600

| | | | |
|---------------------|--------|---------------|---------------|
| Platform height | 18.29m | Platform size | 0.76m x 1.83m |
| Working height | 20.29m | Stowed width | 2.44m |
| Horizontal outreach | 13.23m | Stowed Height | 2.57m |
| Up & over height | N/A | Stowed length | 10.15m |
| Platform capacity | 230kg | Weight | 7702kg |



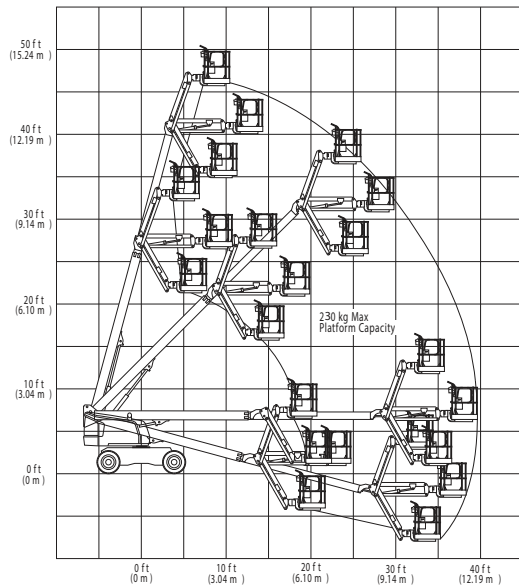
60' - HA20 LE PRO

| | | | |
|---------------------|-----------|---------------|---------------|
| Platform height | 18.76m | Platform size | 0.80m x 1.83m |
| Working height | 20.76m | Stowed width | 2.41m |
| Horizontal outreach | 11.91m | Stowed Height | 2.5m |
| Up & over height | 8.52m | Stowed length | 8.54m |
| Platform capacity | 230/350kg | Weight | 9785kg |



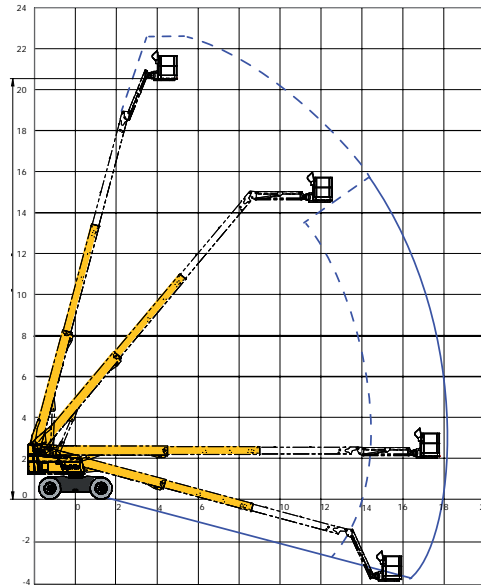
9397 3555

Telescopic Booms



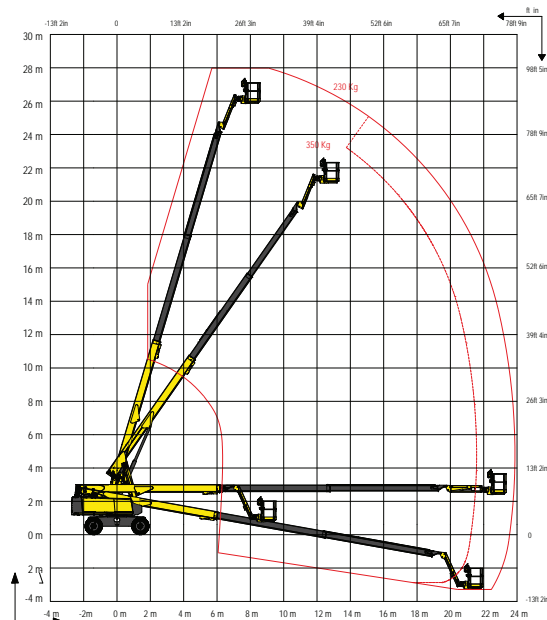
46'

| | | | |
|---------------------|--------|---------------|-------------|
| Platform height | 14.02m | Platform size | 0.91 x 2.44 |
| Working height | 16.02m | Stowed width | 2.30m |
| Horizontal outreach | 12.34m | Stowed Height | 2.39m |
| Up & over height | N/A | Stowed length | 8.8m |
| Platform capacity | 230kg | Weight | 7930kg |



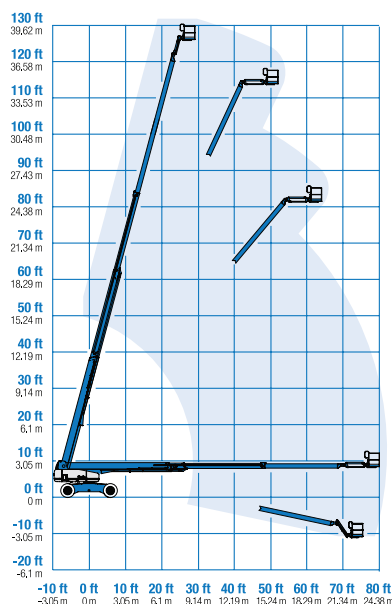
67'

| | | | |
|---------------------|-----------|---------------|-------------|
| Platform height | 20.5m | Platform size | 0.91 x 2.44 |
| Working height | 22.5m | Stowed width | 2.47m |
| Horizontal outreach | 18.3m | Stowed Height | 2.7m |
| Up & over height | N/A | Stowed length | 10.4m |
| Platform capacity | 230/450kg | Weight | 13400 kg |



85'

| | | | |
|---------------------|-----------|---------------|-------------|
| Platform height | 25.9m | Platform size | 0.92 x 2.44 |
| Working height | 27.9m | Stowed width | 1.22m |
| Horizontal outreach | 23.85m | Stowed Height | 2.85m |
| Up & over height | N/A | Stowed length | 13.05m |
| Platform capacity | 230/350kg | Weight | 18100kg |



125'

| | | | |
|---------------------|--------|---------------|-------------|
| Platform height | 38.15m | Platform size | 0.91 x 2.44 |
| Working height | 40.15m | Stowed width | 2.49m |
| Horizontal outreach | 24.38m | Stowed Height | 3.07m |
| Up & over height | N/A | Stowed length | 14.25m |
| Platform capacity | 227kg | Weight | 20248kg |

- Choice of straight-boom units up to 40 meter working height
- Latest models with articulating jibs and latest features
- Reliable and durable



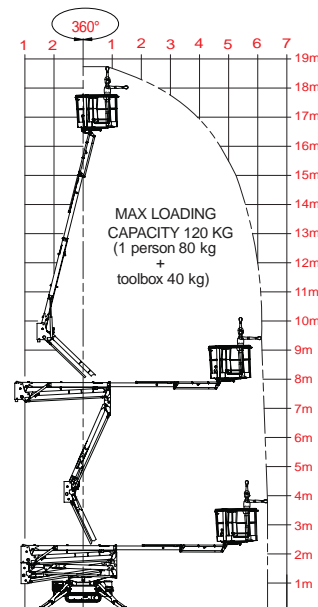
9397 3555

Track Mounted Scissors and Booms



ATHENA 850 & 1090 HYBRID

- Automatic accelerator
- Bi-leveling undercarriage
- Electro-hydraulic proportional commands
- Direction control system
- Easy drive system
- Kit for high speed (max. 2.2 km/h)
- Automatic control of inclination



19.65M SPIDER

| | | | |
|---------------------|--------|-----------------|-------------|
| Platform height | 21.10m | Platform size | 0.65 x 1.1m |
| Working height | 11.78m | Width retracted | 1.5m |
| Horizontal outreach | 6.1m | Width extended | 3.55m |
| Closed height | 1.9m | Lift capacity | 120/200kg |
| Closed length | 4.5m | Weight | 2080kg |

Vertical Lifts



12' MANLIFT

| | |
|---------------------|-------------|
| Platform height | 3.8m |
| Working height | 5.8m |
| Horizontal outreach | 1m |
| Closed height | 1.75m |
| Closed length | 1.4m |
| Closed width | 0.79m |
| Platform size | .77 x 1.38m |
| Lift capacity | 230kg |



15'

| | |
|---------------------|------------|
| Platform height | 4.47m |
| Working height | 6.47m |
| Horizontal outreach | 1m |
| Closed height | 1.57m |
| Closed length | 1.35m |
| Closed width | 0.75m |
| Platform size | .75 x .85m |
| Lift capacity | 227kg |



20'

| | |
|---------------------|------------|
| Platform height | 6.07m |
| Working height | 8.07m |
| Horizontal outreach | 1m |
| Closed height | 1.98m |
| Closed length | 1.35m |
| Closed width | 0.80m |
| Platform size | .75 x .89m |
| Lift capacity | 159kg |



STAR 10

| | |
|---------------------|------------|
| Platform height | 8m |
| Working height | 10m |
| Horizontal outreach | 3m |
| Closed height | 1.99m |
| Closed length | 2.7m |
| Closed width | 1m |
| Platform size | .79 x .98m |
| Lift capacity | 200kg |



25'

| | |
|---------------------|------------|
| Platform height | 6m |
| Working height | 8m |
| Horizontal outreach | 1m |
| Closed height | 1.99m |
| Closed length | 1.27 |
| Closed width | 0.73m |
| Platform size | .60 x .69m |
| Lift capacity | 150kg |



30'

| | |
|---------------------|------------|
| Platform height | 9m |
| Working height | 11m |
| Horizontal outreach | 1m |
| Closed height | 1.98m |
| Closed length | 1.35m |
| Closed width | 0.74m |
| Platform size | .66 x .69m |
| Lift capacity | 159kg |

Material Lifts



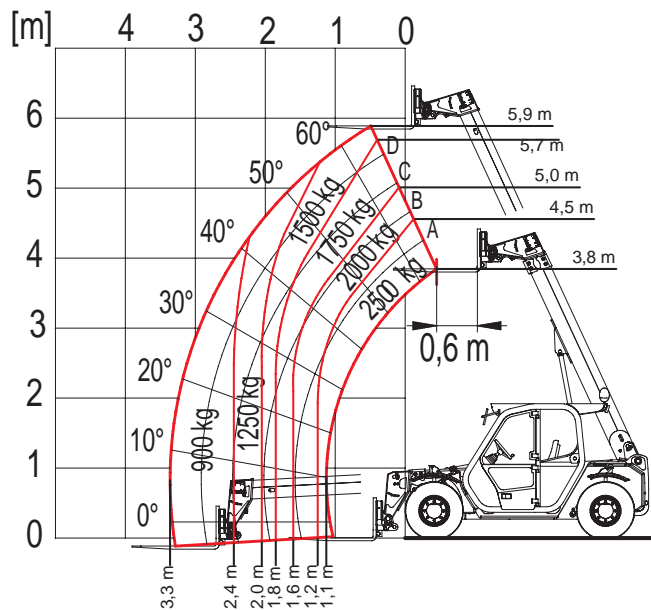
EZI-LIFT LGA20 - DUCT LIFTER

| | |
|---------------------------------|-------|
| Height - stowed | 2m |
| Length - stowed | 74cm |
| Length - operating | 2.08 |
| Width - minimum | 80cm |
| Load height - minimum | 15cm |
| Ground clearance | 5cm |
| Load capacity | 363kg |
| Machine weight | 184kg |
| Working Height - Standard Forks | |
| Forks down | 5.94m |
| Forks up | 6.46m |
| Boom | 6.25m |



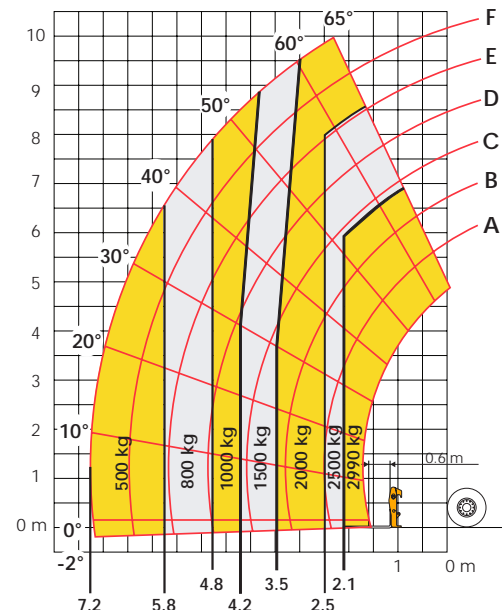
9397 3555

Telehandler and Forklifts



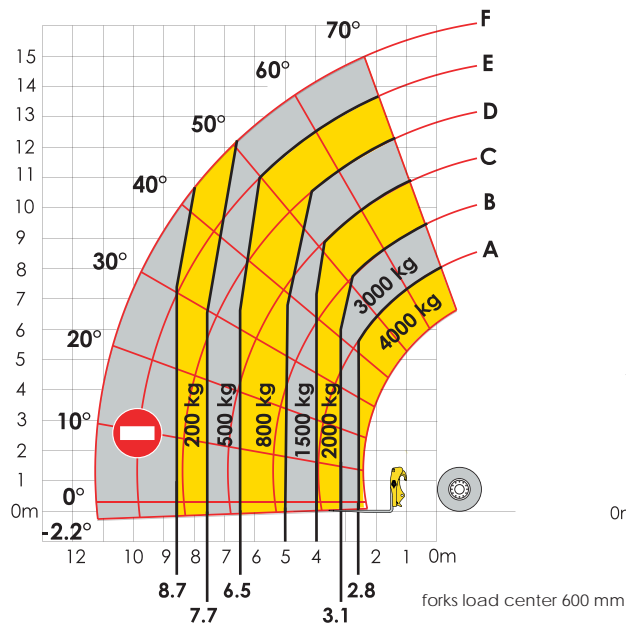
2.5 TONNE 6M TELEHANDLER

| | | | |
|----------------------|-------|------------------------------|--------|
| Lifting height | 5.9m | Width | 1.8m |
| Max. forward reach | 3.3m | Lift capacity at max. height | 1500kg |
| Reach at max. height | 1.1m | Lift capacity at max. reach | 900kg |
| Height | 1.94m | Lift capacity | 2500kg |
| Length | 3.85m | Weight | 4750kg |



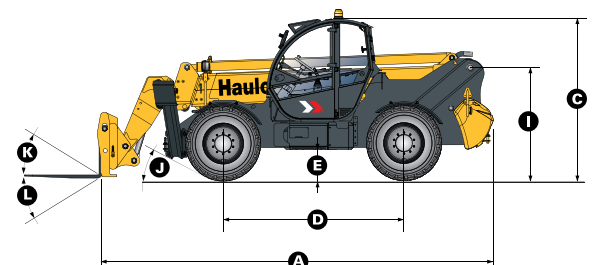
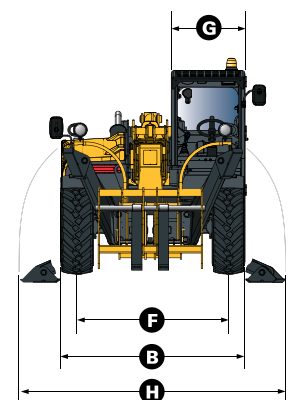
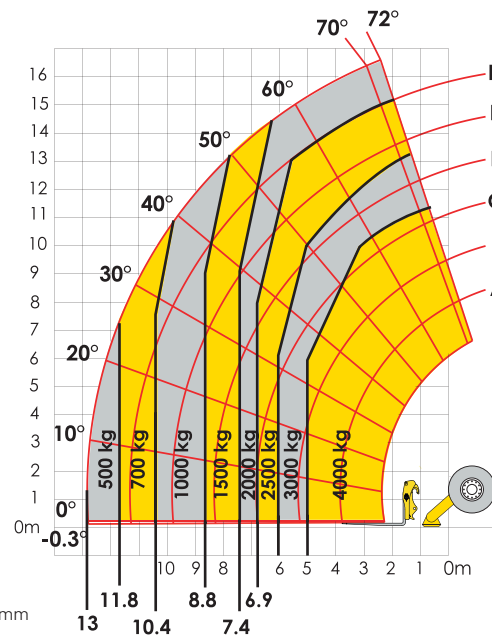
3 TONNE 10M TELEHANDLER

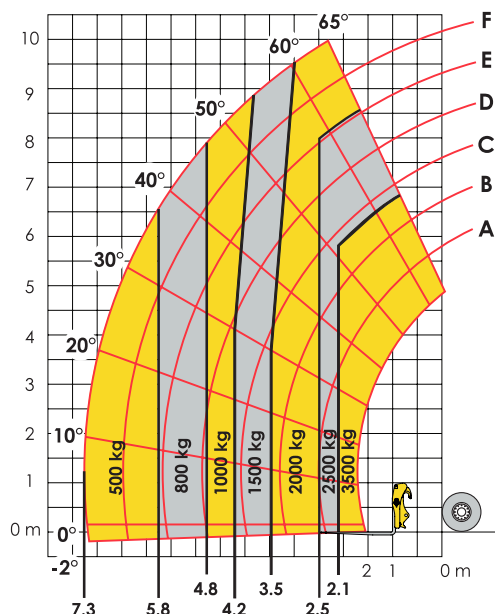
| | | | |
|----------------------|-------|------------------------------|--------|
| Lifting height | 10m | Width | 2.26m |
| Max. forward reach | 7.2m | Lift capacity at max. height | 2000kg |
| Reach at max. height | 2.2m | Lift capacity at max. reach | 500kg |
| Height | 2.42m | Lift capacity | 2990kg |
| Length | 4.96m | Weight | 8610kg |



4 TONNE 17M TELEHANDLER

| | | | |
|----------------------|--------|------------------------------|---------|
| Lifting height | 16.7m | Width | 2.43kg |
| Max. forward reach | 12.85m | Lift capacity at max. height | 2500kg |
| Reach at max. height | 2.4m | Lift capacity at max. reach | 700kg |
| Height | 2.6m | Lift capacity | 4000kg |
| Length | 6.65m | Weight | 12000kg |





3.5 TONNE 10M TELEHANDLER

| | | | |
|----------------------|-------|------------------------------|--------|
| Lifting height | 10m | Width | 2.26m |
| Max. forward reach | 7.2m | Lift capacity at max. height | 2000kg |
| Reach at max. height | 2.2m | Lift capacity at max. reach | 500kg |
| Height | 2.42m | Lift capacity | 3500kg |
| Length | 4.96m | Weight | 8610kg |

Forklifts



2.5 TONNE GAS FORKLIFT

| | | | |
|----------------|-----------|-------------------------|--------|
| Lifting height | 3m | Max. forward reach | N/A |
| Lift capacity | 2500kg | Closed width | 1.15m |
| Tires | Pneumatic | Closed height | 2.30m |
| Fuel | Gas | Closed length (no fork) | 2.55m |
| Side-shift | N/A | Weight | 3630kg |



9397 3555

All Star Access Hire

Demand The Best!



facebook.com/allstaraccesshire



instagram.com/allstaraccesshire

allstaraccesshire.com.au

217 Kororoit Creek Rd
Williamstown VIC 3016
(03) 9397 3555